

How do I order my meal?

Available on personal mobile devices, anywhere.

Diets unable to order via the App: All liquid diets, IDDSI diets LQ3, PU4, MM5 & SB6.

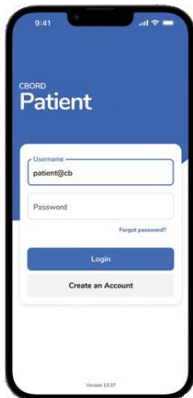
Instructions

Download the Patient Meal App by scanning the QR Code or visit patient.cbord.com/login



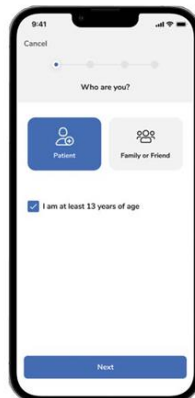
Create an account by following the instructions on this card.

1



Click on
"Create Account"

2



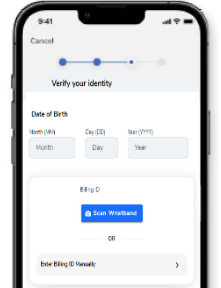
Select correct box and
check age attestation.
Click Next

3



Enter facility ID:
premier

4



Scan your wrist band
and enter the date of
birth (Billing ID=CSN)

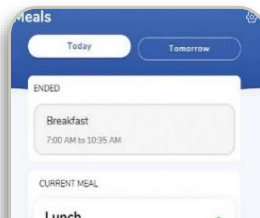


5



Enter email to create
an account or click
"Skip" in upper right
corner.

6



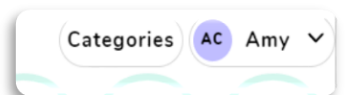
Select the day and meal,
to make selections.

Order Today's:

- Breakfast before 8:10 AM
- Lunch before 12:10 PM
- Dinner before 5:10 PM

Best practice is to select a delivery time:
"As soon as possible" orders will take about
70 minutes to arrive.

7



Click Categories in upper
right corner or at the bottom
of the scroll list to find
additional food choices.



Remember your
drinks & condiments.